

Krypton® Multi


Measuring disinfectants, pH, temperature, optional ORP, conductivity or a 2nd DIS input

Multi channel water monitoring system

Controlled and reliable measurements are driven by Kuntze Krypton® systems. The measuring system includes all customer needs for disinfectant measurements: instrument, software, sensors, assembly and cables.

The Krypton® Multi is a measuring system for disinfectant (Free Chlorine, Chlorine Dioxide, Ozone, Hydrogen Peroxide, Total Chlorine), pH and temperature. Additionally, Redox, a 5th measurement (conductivity) can be added or the 6th input can be used for a second DIS input for Free or Total Chlorine. Kuntze Krypton® Multi are delivered fully assembled and ready to use.

Krypton® Multi's water measurement process can be controlled at any time, from any place, on any device via Kuntze's Cloud Connect® service. All Kuntze products are Made in Germany.



Applications



Process Water



Disinfection



Drinking Water



Food & Beverage



Waste Water
Treatment



Pool & Spa

Technical data

Measuring range

Disinfection (DIS 1)	Free Chlorine, Chlorine Dioxide, Total Chlorine	up to 1000 µg/l, 5.00 / 10.00 / 20.00 mg/l
	Ozone	up to 1000 µg/l, 5.00 / 10.00 mg/l
	Hydrogen Peroxide	up to 30.00 mg/l
pH	0.. 14.00 pH	
Temperature	0.. 50.0 °C (32.. 122 °F)	
ORP (optional)	1500.. + 1500 mV	
5 th measuring input (optional)	Conductivity	up to 2.000, 20.00, 200.0, 500,0 mS/cm
6 th measuring input (optional) (DIS 2)	Free Chlorine, Total Chlorine	up to 1000 µg/l, 5.00 / 10.00 / 20.00 mg/l

Input characteristics

Limit of Detection DIS	+/- 2 % from measuring range end (except Hydrogen Peroxide)	
Temperature measuring range	0..50 °C (32.. 122 °F)	
Temperature compensation	0.0.. 8.0 %/K, adjustable coefficient (DIS), nonlinear (pH)	
pH compensation	nonlinear (DIS)	
Digital input	Flow control, external controller stop, 2 x level control, activation 2nd or 3 rd control parameter set, leakage	
Process conditions chemistry	pH-range	6.. 8 pH (Free Chlorine) 6.. 9 pH (Chlorine Dioxide, Ozone, Hydrogen Peroxide) 6.. 10 pH (Total Chlorine)
Process conditions assembly	Min. conductivity	Depending on sensor
	Flow Input	> 0.5 bar, >30 l/h
	Flow Output after Stabiflow	~ 30 l/h
	Temperature	0.. 50°C
	Pressure	< 6 bar @ 20°C

Output characteristics

Alarm relay	up to 4 potential free CO, max. 250 V; 2 A, 550 VA	
Output signal	Optional: 5 x 0/4.. 20 mA (scaleable, galvanically isolated)	
	Load	max. 500 Ohm
	Registration range	Scaleable within the measuring range
Storage media	SD card up to 1 GB -	Industry standard
Serial interface	Option:	RS 485 Modbus RTU
	Baud rate	19200 kbs (Modbus)
	Data format	8 bit

Power supply

Line voltage	85.. 265 V AC / DC, 50.. 60 Hz; Option: 24 V DC
Power consumption	10 VA

Process conditions

Temperature	Storage	-20 °.. +65 °C (-4 °..149 °F) exception sensor: 0..+30 °C (32 °..86 °F)
	Operation	0 °.. +50 °C (32 °.. 122 °F)
Humidity	max. 90 % rH at 40 °C (non-condensing)	
Ingress Protection	Wall mounted	IP 65

Controller

Control parameter	Desinfection (ClO ₂ , Cl ₂ , O ₃ , H ₂ O ₂ , TCL), pH and other parameter optional
Control response	on / off controller (adjustable hysteresis) P / PI / PID controller (pulse-pause, pulse-frequency or continuous output) 3-point controller with or without position feedback)
Relay	4 relays, each a potential-free CO contact, max. 250 V, 2A, 550 VA
Start delay	0.. 200 sec till controller activation
Digital input	see input characteristics
Control parameter set	2nd and optional 3rd parameter set for night operation etc.

Language

Default language	English, German
Other options	Russian, Danish, Dutch, French, Polish, Spanish


Certificates and approvals

CE-Symbol	The product meets the requirements of the harmonized European standards and complies with the legal requirements of the EC directives
EMC	EN 61000 6-1 (3) EN 61000 6-2 (4) EN 61326-1

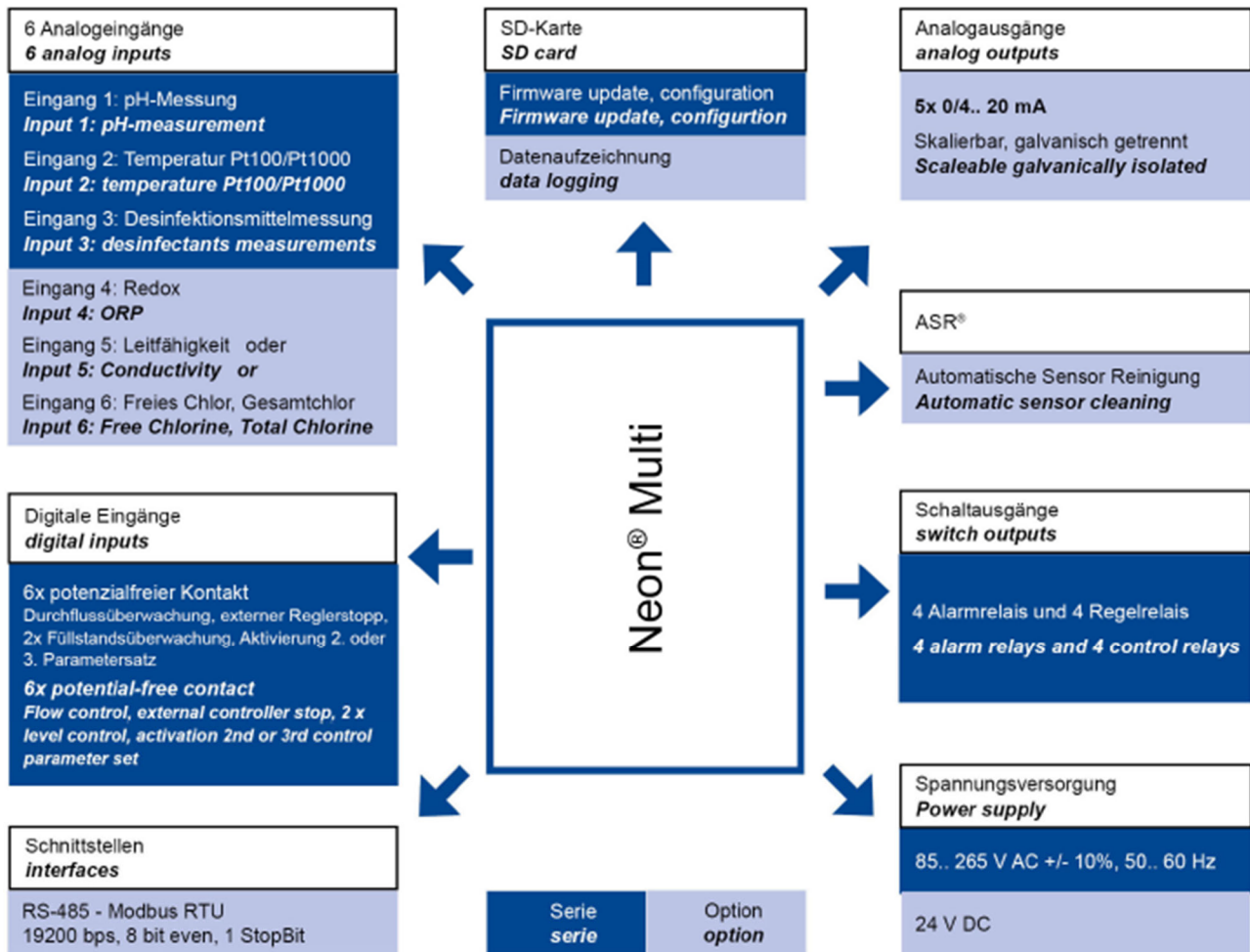
Design configuration

Material	Board Assembly Instrument (housing) Sensor	PVC PVC ABS Glass, plastic / gold / platin
Dimensions	700 x 400 mm	
Weight	approx. 1.9 kg	
Connection	cable inlet: plug-in terminal: relays / power supply distribution block water hose connection	6 x M16, 10 x M12 rigid / flexible 0.14 - 1.5 mm ² rigid / flexible 0.2-1 / 0.2 - 1.5 mm ² rigid / flexible 0.5 - 1.5 / 0.5 - 1.5 mm ² DN 6/8

Mechanical drawing



Interface diagram



Kuntze Instruments GmbH
 Robert-Bosch-Str. 7a
 40688 Meerbusch
 Germany

+49 2150 70660
 info@kuntze.com
 www.kuntze.com

teqma

**tecnologías y equipos
 para el medio ambiente**

Ronda Europa 60, 3º 3ª
 08800 Vilanova i la Geltrú
 Tel. +34 93 896 48 52
 teqma@teqma.com